

JV17


Make the most of every product

JV 17

IMZ25 JV17 is the product variant that has the least impact on the interior of a shop, as **its mesh backs and wire shelves allow for a high degree of shelf transparency.** Displayed items are enhanced by light filtering through the furniture, and cleaning is facilitated, as dust does not settle as easily as on sheet metal components.

Structures, fittings, generic and specific accessories are common to the other variants, making the entire IMZ system complete in its offering. It maintains the **modularity flexibility** and **solidity** of the structures with a lightweight design that makes the shelving elements almost completely disappear.

It is optimal for **furnishing any type of store** and for **creating aesthetically appealing and identifying distribution formats** for large retail chains.



Choose the most suitable configuration for your shelf

Light in appearance, robust in body

In the IMZ25 JV17 system, a **single, centrally positioned or set-back single back panel is used to maximise the depth** of the system and to **shorten assembly time** as only one component needs to be fitted.

The type of interlocking on the side slots of the uprights and the insertion of the plastic anti-hook detail make the whole compact and resistant.

The **configurations 4M and 4M Advanced** can reach a net depth of 900 mm while maintaining the load capacity typical of these structures.


In the **Discount configuration** the high performance that can be achieved in both gondola and wall-mounted versions is accompanied by the high visibility typical of this version, which makes the overall appearance attractive and functional.



Basic



4M



Advanced 4M



Discount

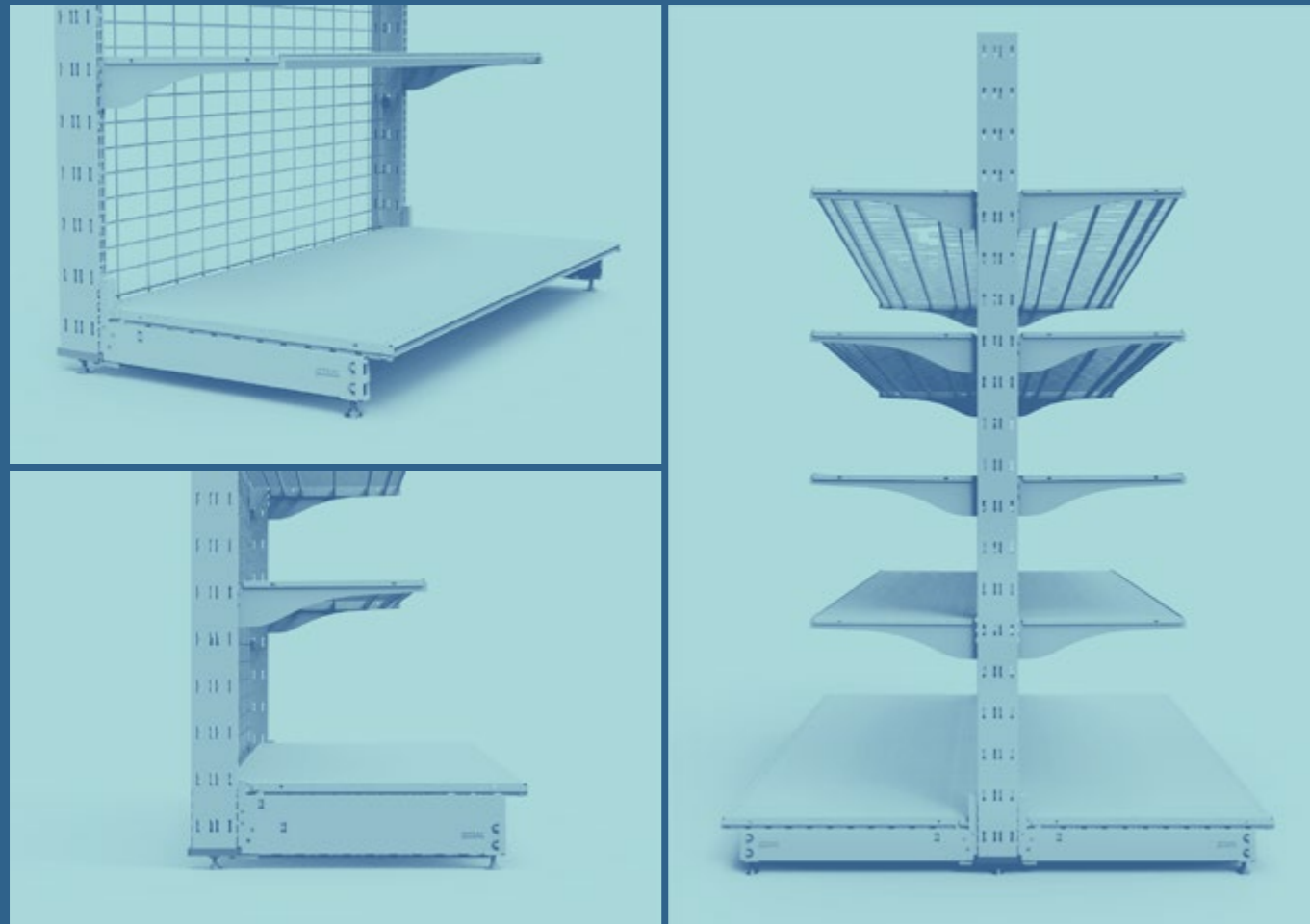
TECHNICAL FEATURES

JV 17

Uprights and bases

In the IMZ25 JV17 variant, the uprights used have a depth of 100 mm, as they are the only ones that can accommodate the hook in the internal slot. Thus, the space inside the upright can also be utilized and, thanks to the 25 mm pitch, the same advantages of adjusting the levels of the shelves that are typical for this product can be achieved. The heights must be chosen within a range, the maximum value of which depends on the production limit of the single back panel.

The bases are common to all possible variants and configurations with a height of 100 and 150 mm and with a depth varying from 250 mm to 800 mm at 50 mm intervals. To provide greater stability, we assemble the bases by crimping, avoiding the risks associated with welding.



TECHNICAL FEATURES

JV 17


Back panels

The adoption of the **mesh back panel** represents yet another design development within the IMZ25 world. The transparency generated by the product highlights the articles to be displayed, which become the absolute protagonists, offering the customer freedom of execution in the display. To increase the solidity of the system, we have chosen to use single-back elements with a wide range of available heights.

The **central or set-back positioning** hooked to the side slots of the upright and made stable with the insertion of the anti-hook component allows, also in this case, to dispose of the space between the uprights, obtaining up to 100 mm useful for loading articles or widening the aisles.



Central back panel



Rear back panel



TECHNICAL FEATURES

JV 17


Shelves

The IMZ25 JV17 and Janus variants share the same shelves as they develop the range of double-sided centre backs, with the advantage of a **wider loading surface** as **the shelf fills the gap between the uprights**.

The range includes sheet metal, wire, grid and framed glass shelves. Obviously, the best

aesthetic result is achieved in configurations in which mesh, wire or grid shelves are combined.

The accessories follow the same logic as all variants and include price racks, side rails, dividers, lighting and all those specifically designed to cover the product categories within a shop.



25 mm sheet metal shelf

17 mm sheet metal shelf

Grid shelf

Framed glass shelf

Wire shelf with rod

Wire shelf without rod


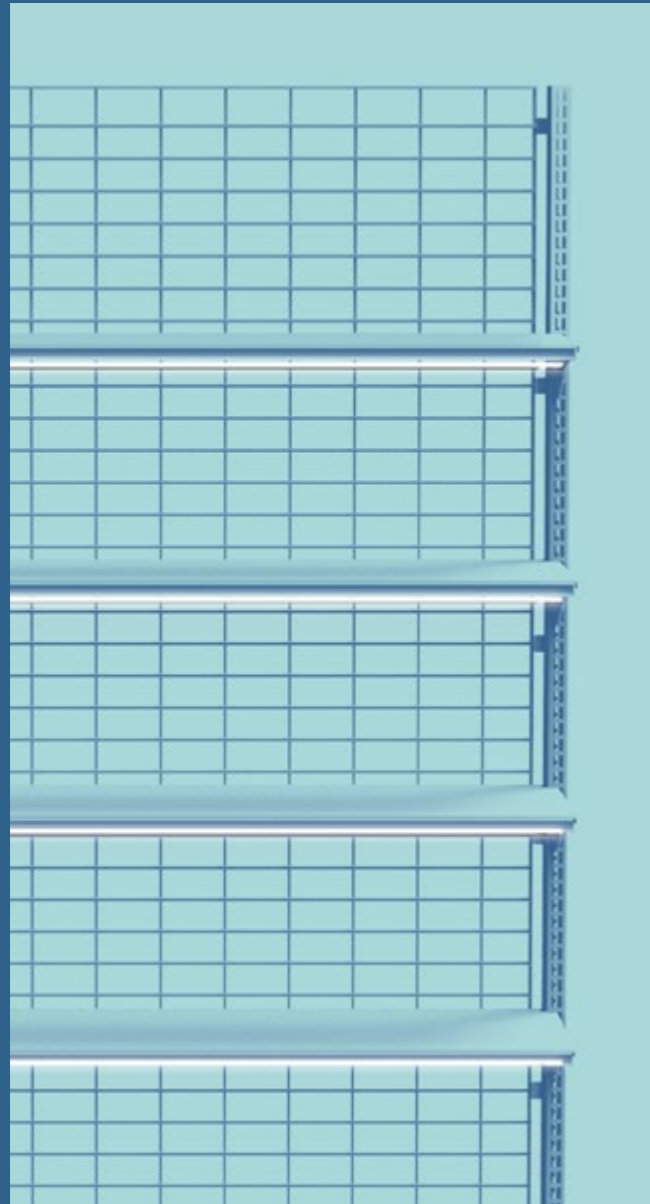
LIGHTING SYSTEMS

JV 17

Shelves and canopies

Our lighting systems are designed to be applied to all IM25 system solutions. As with the Janus variant, the **magnetic track** component is used for JV17, positioning it inside the upright. The power supply units with 24 V input are inserted inside the power supply boxes housed by means of appropriate support brackets under the base plate.

The **led lights** are connected to the power supply box by means of the magnetic track and supported in the case of wire shelves by the same plastic brackets used to fit the rails. On the shelves, the magnetic supports for cable routing are attached. All this gives the shelf a tidy and elegant appearance.



The **Wall-Washer New Wall-Washer** and **Curve ceiling lights with internal or external light** can be attached to the shelf of the uprights and are

used to create environmental focus to attract customers' interest.

